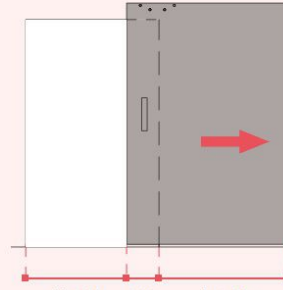
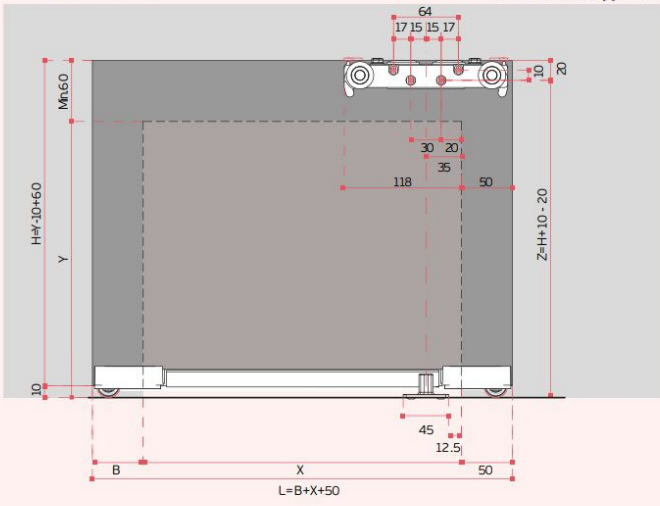
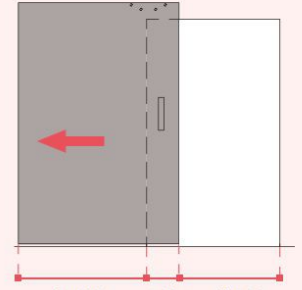


POSIÇÃO STANDARD /
STANDARD POSITION /
POSICIÓN ESTÁNDAR

B = 0 mm (Min.)
B = 50 mm (Suggested)



Abertura direita /
Right opening /
Apertura derecha



Abertura esquerda /
Left opening /
Apertura izquierda

IN.15.452.1100

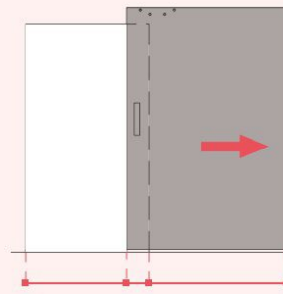
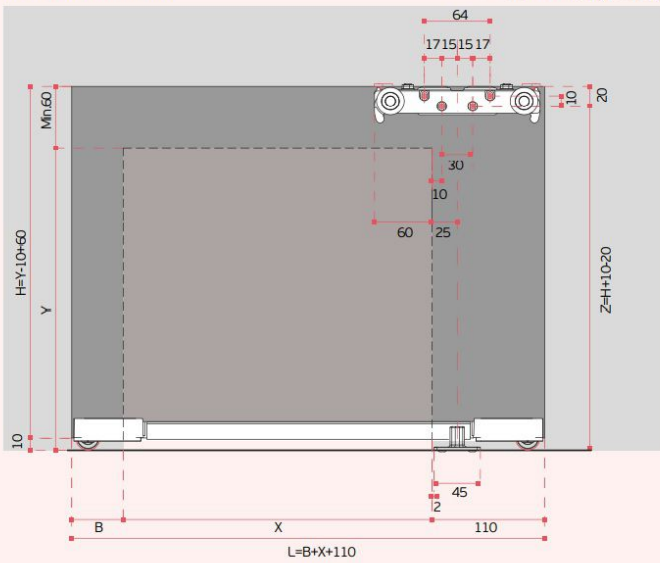
B=0
X= MIN. 800 (L=850) / X= MAX. 1050 (L=1100)
B=50
X= MIN. 800 (L=900) / X= MAX. 1000 (L=1100)

IN.15.452.1800

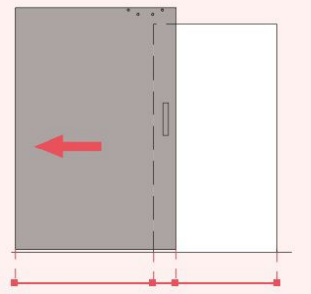
B=0
X= MIN. 800 (L=850) / X= MAX. 1750 (L=1800)
B=50
X= MIN. 800 (L=900) / X= MAX. 1700 (L=1800)

POSIÇÃO INTERMÉDIA /
INTERMEDIATE POSITION /
POSICIÓN INTERMEDIA.

B = 0 mm (Min.)
B = 50 mm (Suggested)



Abertura direita /
Right opening /
Apertura derecha



Abertura esquerda /
Left opening /
Apertura izquierda

IN.15.452.1100

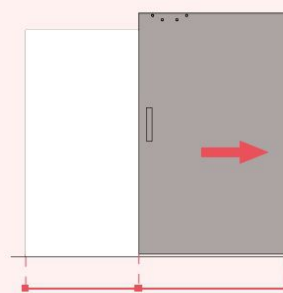
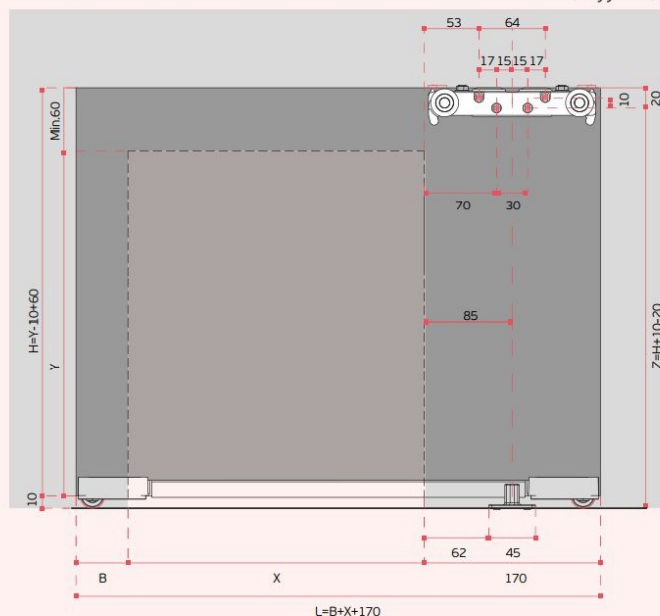
B=0
X= MIN. 740 (L=850) / X= MAX. 990 (L=1100)
B=50
X= MIN. 740 (L=900) / X= MAX. 940 (L=1100)

IN.15.452.1800

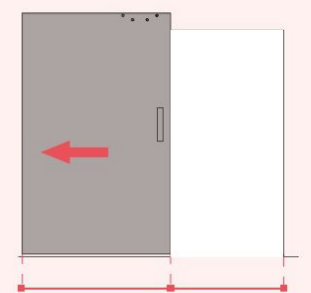
B=0
X= MIN. 740 (L=850) / X= MAX. 1690 (L=1800)
B=50
X= MIN. 740 (L=900) / X= MAX. 1640 (L=1800)

POSIÇÃO DE ABERTURA TOTAL /
TOTAL OPENING POSITION /
POSICIÓN TOTAL DE APERTURA

B = 0 mm (Min.)
B = 50 mm (Suggested)



Abertura direita /
Right opening /
Apertura derecha



Abertura esquerda /
Left opening /
Apertura izquierda

IN.15.452.1100

B=0
X= MIN. 680 (L=850) / X= MAX. 930 (L=1100)
B=50
X= MIN. 680 (L=900) / X= MAX. 880 (L=1100)

IN.15.452.1800

B=0
X= MIN. 680 (L=850) / X= MAX. 1630 (L=1800)
B=50
X= MIN. 680 (L=900) / X= MAX. 1580 (L=1800)