

RISK[®]

Name: RISK BICYCLE HANGER

Model: RA113

Apply: ROAD+MTB 1.95" (include 1.95") For Tyres

Installation mode: 1. Installation with double-sided tape.
2. Installation with expansion screws.


Installation requirements: 1. The installation of non perforated double-sided adhesive requires smooth and smooth wall surface and firm wall structure, such as ceramic tile, glass and other walls.

2. It is strictly prohibited to use double-sided adhesive free of holes for painting walls, brick walls, wallpaper and other unstable walls.

3. After the installation of double-sided adhesive tape, it needs to stand for 48 hours before use.

4. Painting walls, brick walls, wallpaper, and other structurally unstable walls need to be perforated.

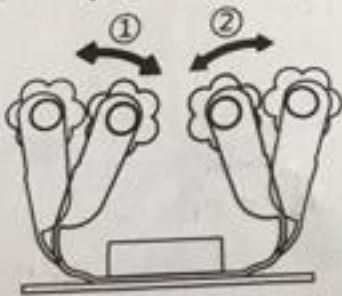
5. Drilling installation needs to use the drill bit of $\varnothing 6\text{mm}$ to drill holes and then use the expansion screw to install the Bicycle Hanger.



Screw mounting hole

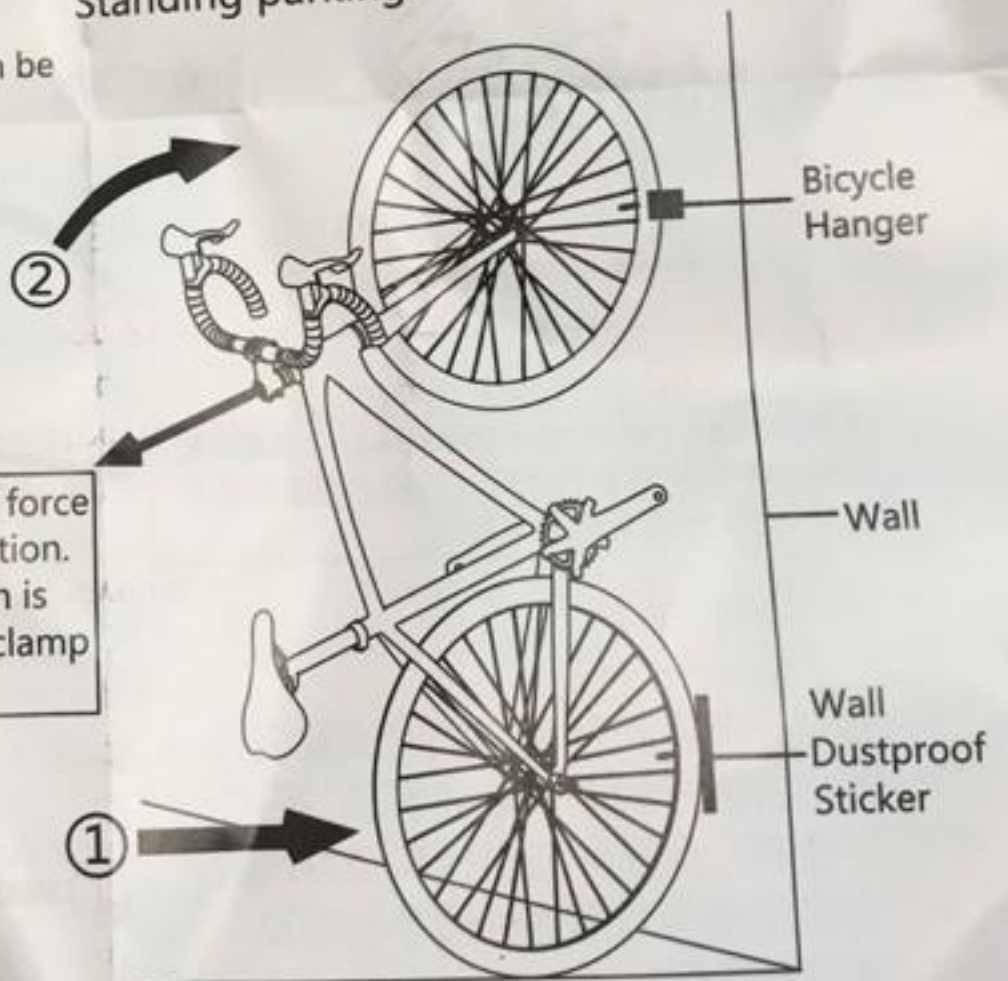
Please read this manual before installation

The size of the C-clip of the parking frame can be adjusted manually according to the tire size.



When the installation is completed, use 3kgf force to pull the handlebar toward the arrow direction. If the tire does not come out, the installation is completed. If it does, readjust the size of C clamp until the tire does not come out.

Standing parking:



Installation notes:

1. Before installing and using this product, you must read this manual and follow the instructions. Otherwise, there is a risk of damage to the product and bicycle falling.
2. Before installation, the wall and the back of the hanger need to be cleaned with alcohol cotton.
3. When the product is installed, the vehicle shall be pre installed as required, and the size of C clamp shall be adjusted properly.
4. Do not shake the vehicle at will when using the product to ensure the safety of the product and bicycle.
5. After the punching installation is completed, test whether the bicycle hanger is firmly installed.
6. In the rear wheel fixed parking, Bicycle hanger can only fix the rear wheel.