

Serie 6000 6000 Series



ASSA ABLOY, the global leader
in door opening solutions



Chiudiporta a pavimento Serie 6000 per solette di basso spessore con regolazione verticale e perno intercambiabile

6000 Series floor spring for thin slabs with vertical adjustment and interchangeable spindle

Caratteristiche tecniche:

- Unica dimensione di corpo con tre forze di chiusura EN2-3-4 per porte da 750 a 1100 mm di larghezza.
- Universale per porte destre, sinistre o a ventola.
- Cassetta a murare di soli 40mm di altezza.
- Corpo in ghisa.
- Adatto per porte in legno, metallo, vetro.
- Particolarmente indicato per solette di basso spessore.
- Regolazione in tutti sensi nella cassetta, per risolvere facilmente i problemi di complanarità del pavimento e dei montanti laterali senza necessità di smontare la porta.
- Facilita l'installazione di porte in vetro a ventola, grazie al punto di rotazione modificabile 53 - 61 mm senza necessità di arretrare la custodia a murare rispetto alla dima di posa.
- Ampia regolazione verticale nella cassetta in aggiunta alla possibilità di perni prolungati.
- Controllo idraulico su ~130° in entrambi i sensi di chiusura.
- Velocità di chiusura controllate da due valvole indipendenti non critiche di facile regolazione.
- Chiusura dolce o con potente scatto finale regolato da valvola per assicurare il tipo di chiusura più adatto.
- Varietà di perni disponibili: italiano, tedesco, francese.
- Perno intercambiabile da 0 a + 30 mm.
- Finiture della piastra di copertura: inox lucido, inox satinato, ottone lucido.
- Tutti i modelli hanno certificazione prodotto EN1154. I modelli forza EN3-4, versione senza fermaporta hanno la conformità

SPECIFICA PER CAPITOLATI. CE

Chiudiporta a pavimento di basso spessore, forze EN 2-4, certificato EN 1154, regolazione verticale in cassetta, due valvole di velocità indipendenti, controllo di chiusura su ~130°, punto di rotazione variabile 53 - 61 mm, MAB 6000.

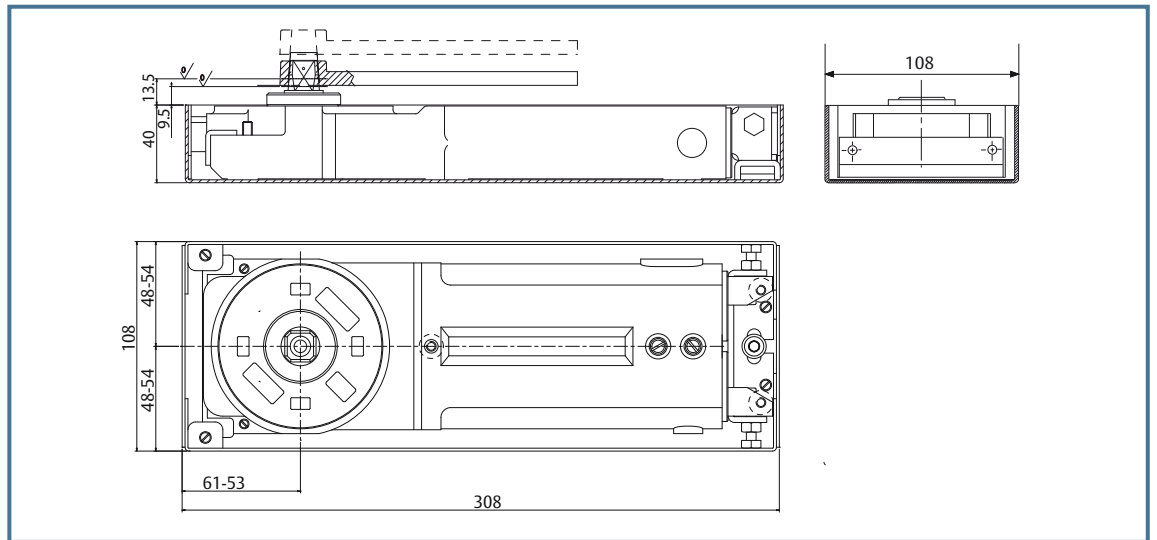
Features:

- One body size in three force sizes EN2-3-4 for doors 750 - 1100 mm wide.
- Universal for right, left or double action doors.
- Cement box only 40 mm high.
- Cast iron body.
- Suitable for timber, metal and glass doors.
- Recommended for thin slabs.
- Adjustment in all directions within the cement box to help solve the problems of uneven floors without taking down the door.
- Pivot point 53 - 61 mm without re-locating the cement box thanks to one only template. Particularly user friendly in case of double action glass doors.
- Vertical adjustment within the cement box in addition to possibility of extended spindle.
- Hydraulic control over ~130° in both swings.
- Closing speed controlled by two easily adjustable non critical valves.
- Soft closing or powerful latching action adjusted by valve to ensure proper closing also in case of hard to latch locks.
- Variety of available spindles: square Italian, square French, rectangular German.
- Interchangeable spindle from 0 to + 30 mm.
- Architectural finishes: coverplates in polished s/steel, satin s/steel, polished brass.
- All models have quality certification EN1154. Versions force EN3-4, without Hold Open, have conformity

SPECIFICATION. CE

Floor spring for thin slabs, forces EN 2-4, certified EN 1154, vertical adjustment within cement box, two independent speed valves, hydraulically controlled closing from ~ 130°, variable pivot point 53 - 61 mm., MAB 6000.



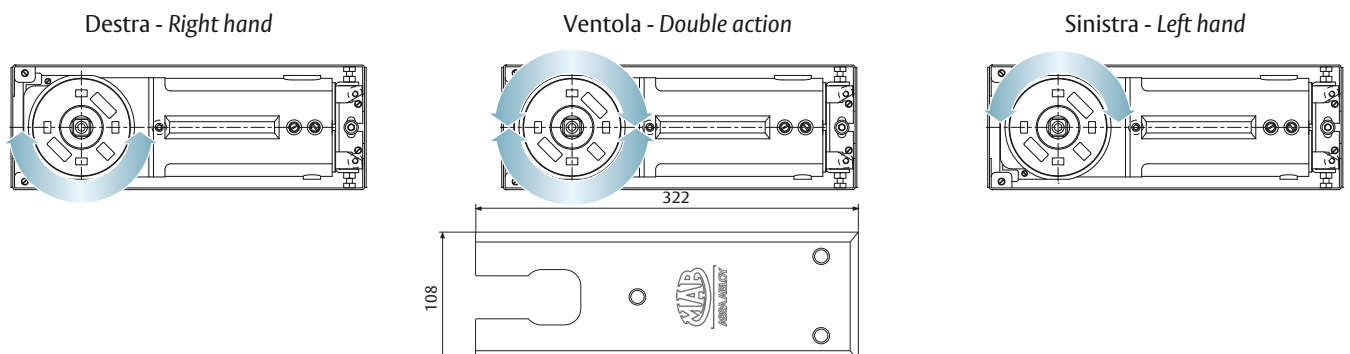


Composizione del codice / Composition of article reference

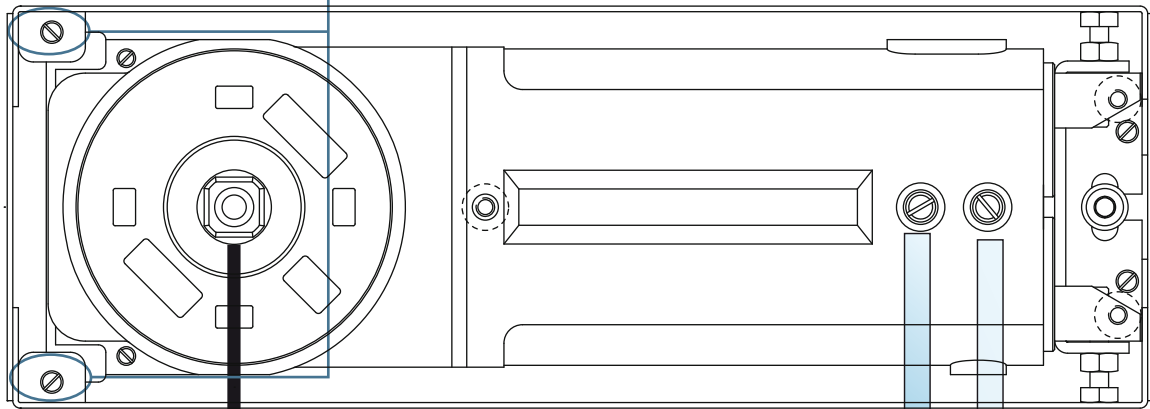
ART. 60XX

Forza Force				Fermaporta Hold open	
2 = 17 Nm		max. 850 x 2200		120	5 = 90°
3 = 22 Nm		max. 950 x 2300		120	0 = 105°
4 = 28 Nm		max. 1100 x 2400		120	2 = X

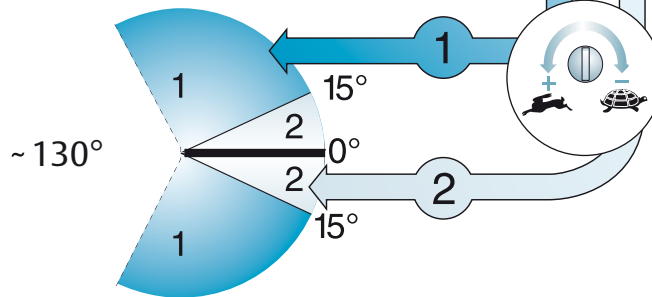
Montaggio universale / Universal mounting



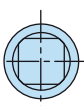
Bloccaggio verticale Vertical fixing



Regolazione delle velocità di chiusura
Closing and latching speeds adjustment



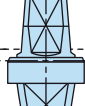
IT



AC 340

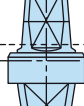
≤ 0

5



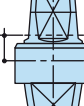
AC 341

10



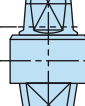
AC 342

15



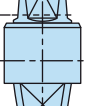
AC 343

20



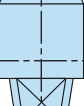
AC 344

25



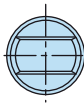
AC 345

30



AC 346

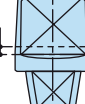
DE



AC 360

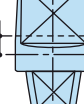
≤ 0

5



AC 361

10



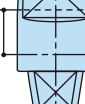
AC 362

15



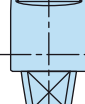
AC 363

20



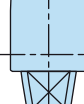
AC 364

25



AC 365

30



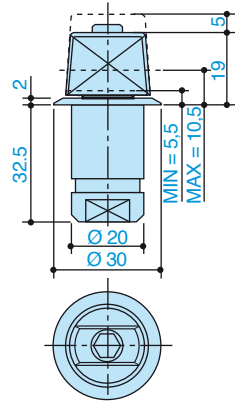
AC 366

Codice / Code

AC 299

Piletta a murare perno rettangolare tedesco.
Floor idle pivot.
Rectangular German spindle.

max. 120

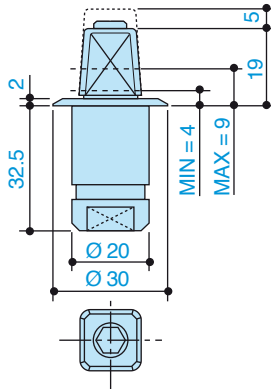


Codice / Code

AC 246

Piletta a murare perno quadro italiano.
Floor idle pivot.
Square Italian spindle.

max. 120

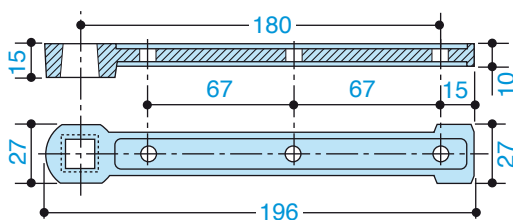


Codice / Code

AC 213

Braccio inferiore in acciaio. Cava quadro italiano.
Bottom arm in steel for double action doors.
Square Italian spindle.

max. 170

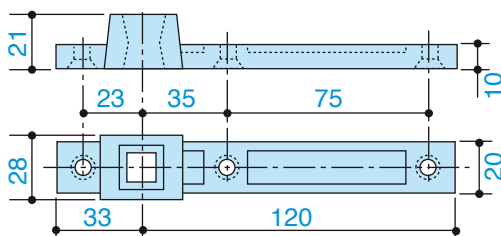


Codice / Code

AC 115

Braccio inferiore reversibile in acciaio per porte a ventola.
Reversible bottom arm in steel for double action doors.
Square Italian spindle

max. 300

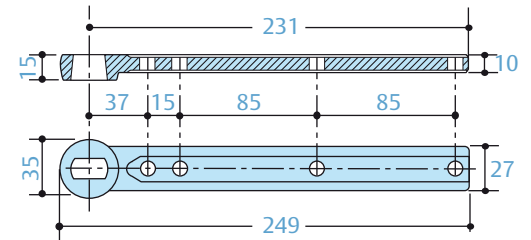


Codice / Code

AC 298

Braccio inferiore in acciaio per porte a ventola.
Cava rettangolare tedesca.
Bottom arm in steel for double action doors.
Rectangular German spindle.

max. 300

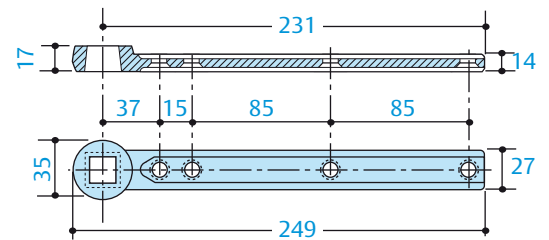


Codice / Code

AC 297

Braccio inferiore in acciaio per porte a ventola.
Cava quadro italiano.
Bottom arm in steel for double action doors.
Square Italian spindle.

max. 300

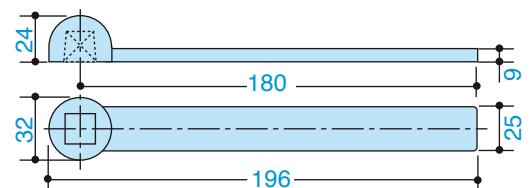


Codice / Code

AC 2

Braccio inferiore in ottone per porte a ventola.
Cava quadro italiano.
Bottom arm in brass for double action doors.
Square Italian spindle.

max. 100

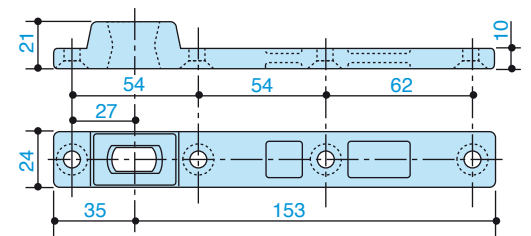


Codice / Code

AC 393

Braccio inferiore reversibile in acciaio per porte a ventola.
Cava rettangolare tedesca.
Reversible bottom arm in steel for double action doors.
Rectangular German spindle.

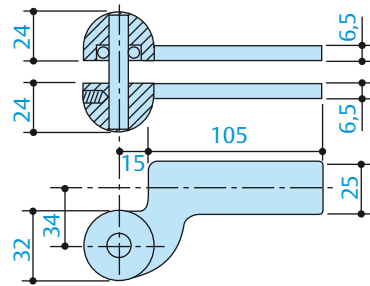
max. 300



Codice / Code

AC 7

Perno superiore in ottone naturale con cuscinetto a sfere per porte destre o sinistre.
Single acting top pivot in natural brass with ball bearing for right or left doors.

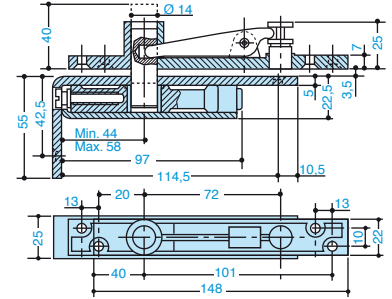


max. 100

Codice / Code

AC 118

Perno superiore per porte a ventola. Punto di rotazione registrabile.
Double acting top pivot. Adjustable pivot point.

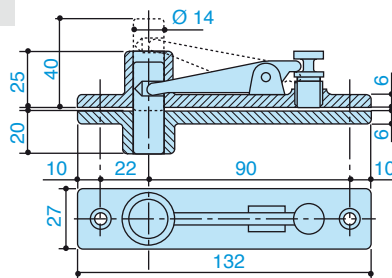


max. 170

Codice / Code

AC 8

Perno superiore per porte a ventola.
Double acting top pivot.

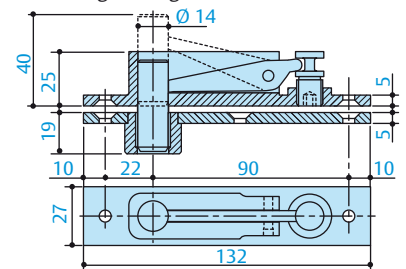


max. 300

Codice / Code

AC 375

Perno superiore in acciaio massiccio per porte a ventola, con boccola autolubrificante.
Double acting top pivot in full steel with self lubricating bushing.

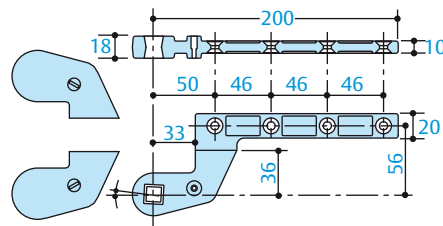


max. 300

Codice / Code

AC 583

Braccio inferiore destro e sinistro in acciaio per porte a battente, interasse mm. 36.
Cava quadro italiano.
Right and left bottom arm in steel for single acting doors, 36 mm. offset.
Square Italian spindle.

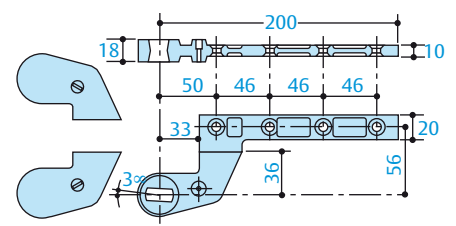


max. 300

Codice / Code

AC 392

Braccio inferiore destro e sinistro in acciaio per porte a battente, interasse mm. 36.
Cava rettangolare tedesca.
Right and left bottom arm in steel for single acting doors, 36 mm. offset. Rectangular German socket.

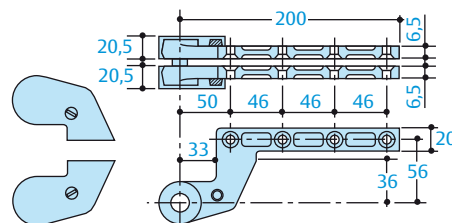


max. 300

Codice / Code

AC 384

Perno superiore in acciaio per porte a battente sinistre o destre, interasse mm. 36.
Top pivot in steel for left or right doors 36 mm. offset.

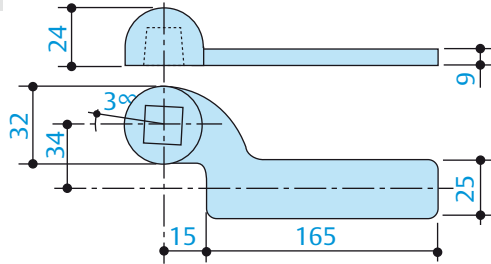


max. 300

Codice / Code

Braccio inferiore sinistro in ottone naturale per porte a battente. Cava quadro italiano.
Left bottom arm in natural brass for single acting doors. Square Italian spindle.

AC 3

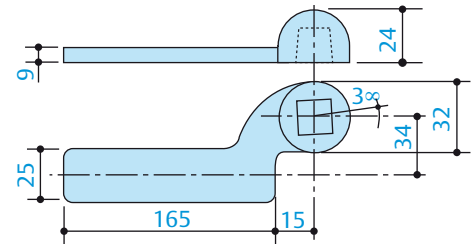


max. 100

Codice / Code

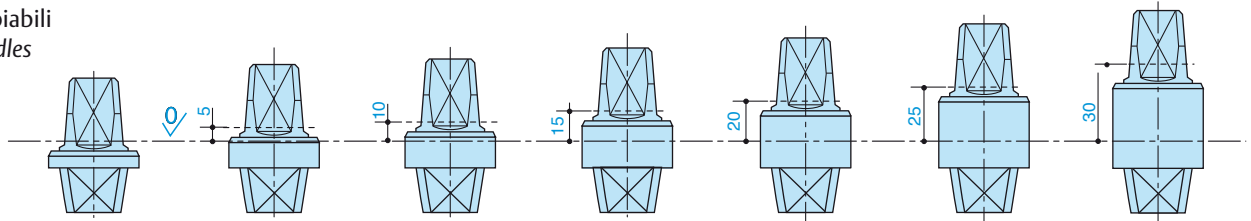
Braccio inferiore destro in ottone naturale per porte a battente. Cava quadro italiano.
Right bottom arm in natural brass for single acting doors. Square Italian spindle.

AC 1



max. 100

Perni intercambiabili Detachable spindles



Codice / Code	Codice / Code	Codice / Code	Codice / Code	Codice / Code	Codice / Code	Codice / Code
AC 340	AC 341	AC 342	AC 343	AC 344	AC 345	AC 346
AC 360	AC 361	AC 362	AC 363	AC 364	AC 365	AC 366





ASSA ABLOY Italia S.p.A.
Via Bovaresa 13 - 40017 San Giovanni in Persiceto (BO) Italy
Tel. +39 051 6812411 - Fax +39 051 827486
info@assaabloy.it - www.assaabloy.it

ASSA ABLOY is the global leader in door opening solutions, dedicated to satisfying end-user needs for security, safety and convenience.

www.assaabloy.com



ASSA ABLOY Italia S.p.A. si riserva di apportare in qualunque momento e senza preavviso le modifiche necessarie per migliorare ed evolvere le caratteristiche dei propri prodotti. Fotografie, illustrazioni e descrizioni sono da ritenersi indicative. ASSA ABLOY Italia S.p.A. reserves the right at any time and without notice, the necessary modifications in order to improve and evolve the characteristics of their products. Photographs, illustrations and descriptions ought to be considered as indicative.

H001E38 / 01-2014