

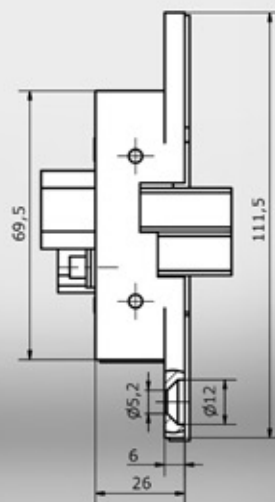
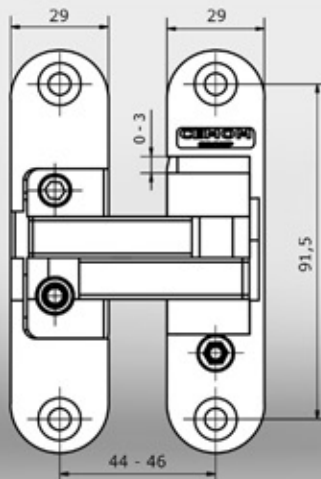
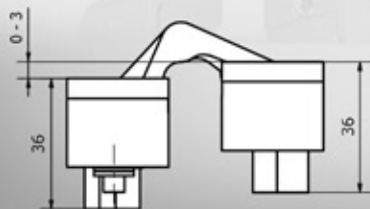
D-SIGN+ W1078



D-SIGN+ W1078

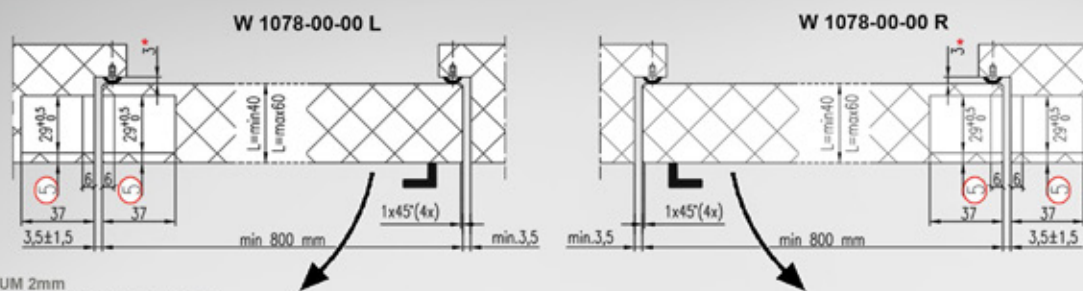


Number of hinges	DOOR (WING) width		
	800	900	1000
2	84kg	80kg	72kg
3	96kg	90kg	80kg
4	106kg	100kg	90kg



Position of the hinge in relation to the required dimensions of the door and frame.

5mm = 5mm to be absolutely respected



* MINIMUM 2mm
(ACCORDING TO THE GASKET TYPE)



Brass
8031



Bronze
8033



Old Brass
8034



Brushed Brass
8036



Special Bronze
8038



Chrome
8040



Satin Brass
8046



Nickel
8050



Nickel Satin
8054



Chrome Satin
8060